

Balers

FixBale 500



Fixed Chamber Balers



My way of Farming!



The iM Farming logo appears when the implement can be connected to our smart farming systems and accessories, essential for running your farm.



ADD VALUE TO YOUR FORAGE

My way of Farming!



Working the land, running my farm and connecting with nature. Farming is my way of living, and despite being rough at times, I never grow weary of everyday tasks of attending to my land and livestock. I keep up with developments by staying loyal to personal philosophies and applying the appropriate strategy.

I shape and influence my own future by combining craftsmanship with modern technology, employing the very best machinery. I actively seek new opportunities, by being innovative in my way of working. I work hard to grow a good crop. I am passionate about my livestock, providing my animals with only the best. My farm and its returns, reflects who I am, because my heart and soul is put into the work I do.

Farming is about passion, about growing and developing, my crop, my farm, myself, **my way**.





“*Cost effective
and profitable*”

Vicon FixBale 500 *High Output, High Performance*

Bale Production on a New Level

Extensive knowledge from many years in the baler business have been incorporated into the new FixBale 500 fixed chamber baler from Vicon. Unrivalled bale quality, superb output and outstanding reliability are key features provided by the fully optimized design.

The production of high quality bales is key to efficient operation. Experienced baling professionals will appreciate the well formed, dense bales. They don't just look good, but they are better to wrap, stack and transport, giving benefits all the way down the line, maximising forage quality and the feed value of valuable crops.

Clean Raking Performance *in All Crops*



Assured handling of the widest swaths with FixBale 500's new super wide 2.3m working width pick-up.

High Capacity Pick-Up

Despite its class leading working width, transport width remains narrower than rivals due to an innovative internal drive system – there's no need to remove or fold the guide wheels prior to road transport, making your life easier and reducing downtime.

The low profile reel effectively gets under the shortest crops, while five rows of closely spaced tines provide clean raking even in the toughest working conditions. Performance has been further enhanced with 10mm longer tines in combination new with wider strippers for even more effective cleaning in wet conditions.



Large diameter roller crop press facilitates crop flow at high intake speeds.



Hydraulic pick-up lift with integrated suspension system for accurate ground following.



Generous flotation tyres with simple height adjustment.



2.3m Pick-up.

New 2.3m Extra Wide Pick-up

- Equipped with five tine bars with 34 tines per bar.
- Each tine bar is supported by four ball bearings along its length.
- Twin easy access cam tracks located at both ends of the pick-up.
- Large diameter roller crop press for increased intake speeds.
- Innovative inboard driveline design for reduced transport width.

Renowned Reliability

As well as offering outstanding performance Vicon pick-up reels have a reputation for reliability. Compare the specification with competitors and the difference is clear to see: Each tine bar is supported on multiple bearings, while the tine bars are operated by a cam track located at both ends of the pick-up.

In addition the entire pick-up driveline on FixBale 500 models has been upgraded for further enhanced durability – a truly great combination that gets your crop off the ground with minimal maintenance during long working days.

“Large diameter roller crop press for increased intake speeds”



Compact internal Drive System

The FixBale 500 pick-up features a patented internal drive system. This offers multiple advantages compared to conventional systems:

- Overall width is reduced as the drive sprocket is contained within the guide flares, so pick-up wheels do not need to be removed for transport. (although on board storage is also provided for those really tight spots).
- The twin cam tracks are located on the outside of the pick-up frame, allowing for easy access to both the cam itself and the cam follower bearings.
- The large diameter drive sprocket results in reduced wear potential compared to separate externally mounted sprockets.
- There is no 'dead area' at the outside of the pick-up to potentially restrict crop flow.

Hungry intake performance

Superior capacity



SuperCut-15 intake rotor.

Crop hungry intake performance

A new intake rotor with re-profiled tines and a 15% larger diameter provides assured capacity to cope with the toughest harvest conditions. Tines are arranged in a double helix which has been shown to reduce peak loads. The resulting boost in performance is especially useful when working in heavy first cut crops.

Extra capacity in all crop conditions

Reduced power requirement compared to previous models is provided by a new design of cutting floor, which features a smoother profile for improved crop flow.

Enjoy hassle free blockage clearance with Vicon's patented parallelogram drop floor system. It's unique action gives increased clearance when lowered, not just at the rear like conventional drop floors, but also at the front, so you are quickly back baling again.

New SuperCut 15 Chopping System for optimum Cutting Performance

New SuperCut-15 knife pre-chopping system provides higher efficiency and improved crop flow into the baler. Specially profiled knives have been developed to give a consistent chop length with a low power requirement. With a chop length of 70mm, it is the ideal solution for producing tight, dense bales, which result in improved fermentation, with the further benefit of easier feeding out of bales and less wastage.



“**Superior chopping**
– for improved silage quality”

Individual Knife Protection

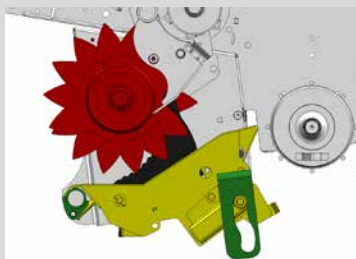
Each knife is individually spring protected against foreign obstacles, giving a higher level of protection than systems that protect only the complete knife bank. In the event of contact with an foreign object such as a stone, the knife will deflect. When the obstacle has passed, the knife automatically resets.

Working with or without knives can be selected from the comfort of the tractor seat, with the monitor showing the status of the knives at all times.

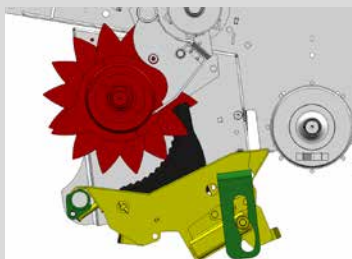
Parallelogram DropFloor System for faster Unblocking

The SuperCut 15 intake system is equipped with the super effective Vicon Parallelogram drop floor system, which brings faster and easier clearing of blockages. The system not only lowers the rear edge of the drop floor as per traditional systems, but also lowers the front section of the floor, where a blockage is more likely to occur.

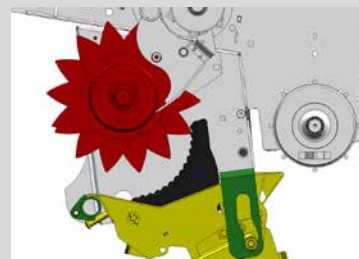
Easier removal of all blockage types = More time baling



Drop Floor in working position.



Drop Floor in mid position.



Drop Floor in fully lowered position.

PowerBind: *Great Looking Bales – Time after time*



With a FixBale 500 baler you're sure to leave a field of great looking bales. Vicon's PowerBind net system ensure neat, tightly wrapped bales.

Fast Acting Net Cycle

FixBale 500 is equipped with the patented front mounted PowerBind net system. PowerBind eliminates troublesome feed rollers and has market leading cycle time.

Minimum Time Stationary – Maximum Time Baling

The net is continuously retained in the PowerBind injection arm. When the bale is 90% complete the arm moves forward ready for the net injection. When the bale is 100% complete net

is fed directly onto the bale in a flat movement angle keeping the net tight at all times, providing accurate and extremely reliable net injection. PowerBind gives you the confidence of doing a professional job, without influence from wind or crop build-up.

Low Net Loading Height

PowerBind offers very low loading height for maximum convenience and time saving. To replace the empty roll just swing out the shaft and slide on a new roll.



The PowerBind net wrap system spreads the net past the edge of the bale.



Easy access storage for two spare rolls of net for long working days.



Very low loading height and easy threading of the system make for minimum downtime and maximum time baling.

“Rapid Binding
– with easy low
level loading”



Setting and Control

In Comfort



Easy to Use Control Systems

Take long working days in your stride, with FixBales' simple to use control system. Clear colour screen displays and simple graphics show baling information at a glance. All important settings are made from the comfort of the tractor seat, allowing on the move adjustment and a comfortable working environment.

Focus 3

FixBale 500 is standard equipped with the Focus 3 terminal designed for easy operation with the following functions controlled from the terminal:

- Bale density adjustment
- Net quantity adjustment
- Tying information during binding cycle
- Selection of manual or automatic binding
- Five daily bale counters & total bale counter
- Selection of knives, drop floor or pick-up raise/lower function



Focus 3 terminal.

**“Everything
under Control
– with ISOBUS
Technology”**

ISOBUS (option)

All models can be optionally specified with full ISOBUS compatibility for direct connection to an ISOBUS tractor, enabling the baler to work through the tractor terminal. In addition to direct connection to the tractor, ISO specified machines can also be supplied with either Tellus GO+ or IsoMatch Tellus Pro touch screen terminals.



Tellus GO+ terminal.

IsoMatch Tellus GO+ – Compact ISOBUS Terminal

IsoMatch Tellus GO+ is a full ISOBUS terminal. The compact design makes it easy to integrate in the tractor cab. Tellus GO+ is equipped with a 7-inch full colour touch screen with hard keys combined with a rotary switch for direct access to main functions.



IsoMatch Tellus Pro terminal.

IsoMatch Tellus Pro Terminal*

The IsoMatch Tellus Pro is a virtual terminal combining two Interface screens in one terminal. The 12" touch screen offers ergonomic use and is designed for clear viewing during long days of operation.

With an ever increasing number of functionalities, such as rear view cameras, the Tellus Pro terminal allows the baler interface to be viewed in the top screen, with a camera display to monitor finished bales active in lower part.

(*) These fully ISO terminals can be fitted on FixBale 500, provided the baler is factory ordered with Isobus compatibility option.

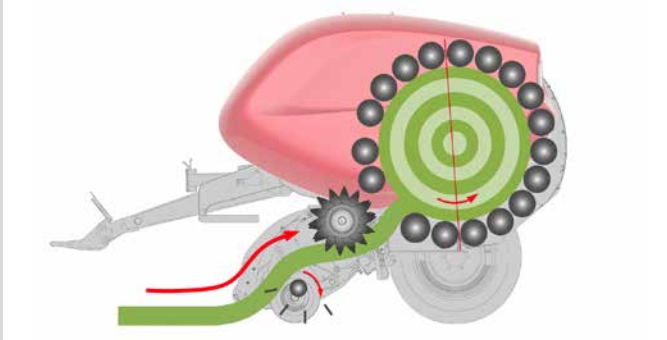
Vicon FixBale 500



PowerMax Full Roller Bale Chamber – ***Multi-Crop Flexibility***

Top Performance in all Conditions – FixBale 500 is the specialist baler for heavy silage conditions. The bale chamber is formed by 18 ribbed profile rollers which ensures maximum bale density and superb bale rotation in all conditions, while power requirement is also kept to a minimum for more efficient operation.

High density bale production with PowerMax full roller bale chamber



Full Roller Bale Chamber for Ultimate Versatility

The PowerMax bale chamber incorporates 18 heavy duty rollers arranged in a perfect circle for maximum bale rotation capability in all conditions. This is the ideal solution for producing well shaped and dense bales.



Lower main bale chamber with twin support rollers.

Perfect Bale Formation

Production of consistent, high density bales in both wet and dry material is assured. Two rollers in the lower section of the main bale chamber spread the load, reducing stress and increasing working lifetime.

**“Wellshaped
and very tight bales”**




Adaptable Bale Density

For ultimate flexibility and ease of operation bale density is hydraulically controlled and continuously monitored electronically. Density level can be precisely tailored from the comfort of the tractor cab according to prevailing crop conditions.



Electronic bale density control.




All bale chamber drives are by heavy duty 1 1/4" pitch chain for a longer lifetime and reduced maintenance.

Rugged Driveline Concept – *Ultimate Reliability*

FixBale 500 –Designed for the Toughest Conditions

In today's busy world no-one can afford downtime. In a busy baling season timeliness is everything. To guarantee the lowest possible running costs, the Vicon engineering team came up with a simple yet rugged driveline for FixBale 500.

From the one piece integrated main input gearbox, through to oversize drive sprockets and 50mm diameter roller bearings, everything is geared towards ultimate durability, driving down maintenance and operating costs.



One piece integrated input gearbox.

“Efficiency and Performance – are Unmatched”

High Specification Combined with Simple Maintenance

Time is money – and less time spent on daily maintenance, means more time for baling. The SuperCut intake rotor and all bale chamber drives are equipped with heavy duty 1¼” pitch chains.

Long-life ‘HBC’ rated chains are specified and are all equipped with a spring loaded tensioner with handy gauge plate, allowing you to see at a glance if adjustment is required. Joiner links on chains are also colour marked for easy identification at a later date.

Drive sprockets are attached by taper-lock bush, completely eliminating any possibility of wear compared to splined or keyway type fixings.

Integrated Gearbox

FixBale 500 features a one piece integrated input gearbox, which also incorporates drawbar and parking stand mountings. Drive to the rotor and bale chamber are split, balancing out torque loadings, while separate output shafts and bearings are eliminated. Perfect alignment and distribution of loads is guaranteed – your assurance of long term reliability.



1¼” High specification ‘HBC’ chains are utilised on all bale chamber and rotor drives .



Heavy Duty Bearings for Extended Service Life

Bale chamber rollers are carried on 50mm diameter bearings at both ends. Over specified double row bearings are utilised on six main load points for maximum capacity and assured long term reliability even when working in tough conditions.

Steel Hydraulic Pipes for Ultimate Reliability

Every step has been taken to maximise reliability. Rubber hoses have been eliminated from the hydraulic system wherever possible and replaced with steel pipes for ultimate durability.



Rigid steel pipes for hydraulic circuits.



Quality & Reliability – *Reduced Downtime*

The optional bale ramp ensures the bale rolls clear of the tailgate to avoid having to reverse before discharging the completed bale.



Experience and Intuition Built-in

Decades of experience designing machines to perform all over the world go into building every Vicon baler. As well as a focus on in-field performance, ease of maintenance and carrying out routine service tasks have been given a high priority.

Automatic Chain Lube for Extended Life

Keeping chains correctly lubricated is crucial to extended lifetime. FixBale 500 is equipped with an automatic system supplying oil to each individual chain. The system is equipped with a generous six litre capacity tank, while the quantity of oil delivered to each outlet can be individually fine tuned to vary the amount of oil provided. Each oil pipe is colour coded for simple identification.



Large capacity chain lube tank.



Automatic chain lubrication with individually adjustable outlets.

Remote Greasing Facility for Bale Chamber and Intake Rotor Bearings

Bearings are simply greased from four centralised grease banks. Sequential distribution ensures an equal quantity of grease is supplied to each bearing.



Remote grease bank for bale chamber roller bearings.

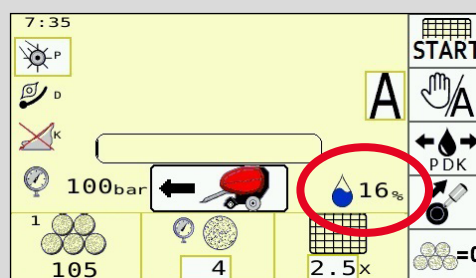


Automatic chain lubrication is standard on FixBale 500.

TechnoPack (option)

Techno-Pack has been developed to offer professional farmers and contractors the optimum solution in terms of crop harvesting management

The moisture level of crop entering the bale chamber during the baling process is continuously measured and displayed on the baler terminal. Sensor plates are mounted in the lower part of the bale chamber, from which the system calculates the percentage of moisture inside the bale. The system is able to detect moisture levels up to 50% allowing the driver to decide at any time if crops such as hay or straw are fit to bale - your assurance of always preserving the best possible forage quality.



Moisture Measurement

For added operating convenience the TechnoPack gives continuous real time readout of crop moisture level during baling*. During the binding cycle the average moisture content for the completed bale is displayed.

Bale Ramp Sensor

Also included in the TechnoPack is a bale ramp sensor which gives a signal when the discharged bale is clear of the bale ramp.



Moisture sensors located inside bale chamber.

Original Parts & Service

We are here so you can focus on your crop

- 
- ① Long lasting, high quality spare parts
 - ② Over 100 years of parts knowledge
 - ③ Support from a wide network of dealers
 - ④ 24/7 spare parts service
 - ⑤ Highly skilled dealer technicians



“MYVICON
Connected farming, my way”

A personalised online platform tailored to your machine needs

With MYVICON you will benefit from easy access to Vicon's online service tools. Receive first hand access to information on future developments and updates, operator and spare part manuals, FAQs and local VIP offers. All information is gathered in one place.



**REGISTER YOUR PRODUCT NOW:
MY.VICON.EU**

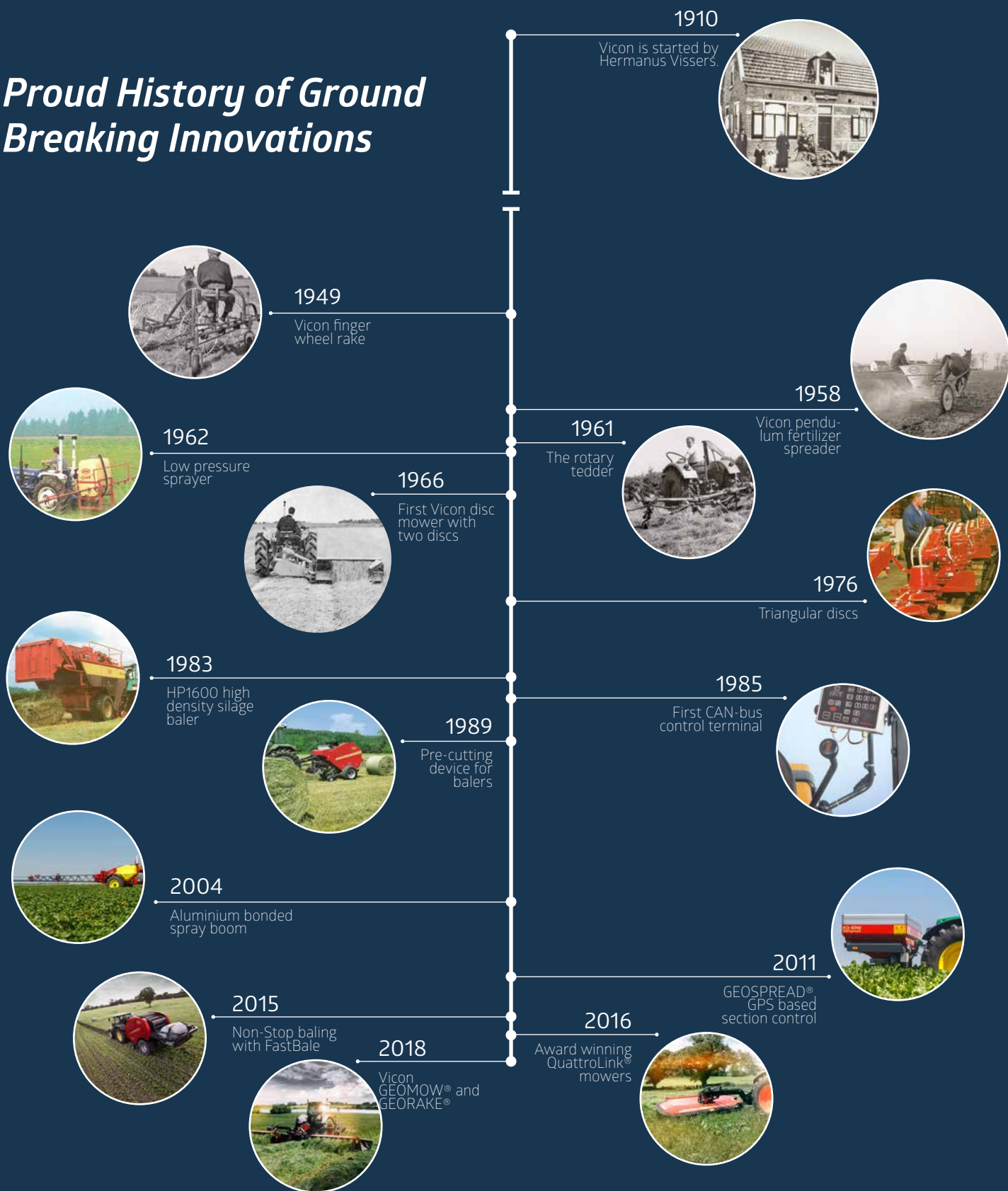


Facts

Model	FixBale 500
Dimensions & Weight	
Length mm (in)	4150 (163.4")
Width mm (in)	2750 (108.27")
Height mm (in)	2300 (90.55")
Weight appr. Kg (lb)	3600 (7936)
Bale Chamber	
Rollers (nb)	18
Diameter m (in)	1,25 (39")
Width m (in)	1,23 (39")
Bale ramp	0
Tear drop plate	0
Central roller bearing greasing system	●
Pick-up	
Working width mm (in)	2300 (2180 DIN 11220)
Tine rows (nb)	5
Tines/row (nb)	34
Tine spacing mm (in)	60
Roller crop press	●
Cam clutch protection	●
2 Pneumatic gauge wheels	●
Intake	
SuperCut 15 knives	●
Single knife protection	●
Drop floor with unique patented parallelogram action	●
Driveline	
Integrated one piece input gearbox	●
1 1/4" HBC Bale chamber & rotor drive chains	●
Automatic chain lube system	●
PTO with wide angle joint & 2200 Nm Cam clutch protection	●
Binding (PowerBind)	
Net roll capacity	3 rolls (including one in use)
Operation	
Focus 3 terminal (non Isobus)	●
Isobus compatibility option	0
IsoMatch Tellus Go (only with Isobus option)	0
IsoMatch Tellus Pro (only with Isobus option)	0
Hydraulic outlets	1 Single acting (pick-up, drop floor, knives) 1 Double acting (tailgate/density)
Wheels and Axles	
15.0/55-17	●
19.0/45-17	0
500/50-17"	0
550/45-22.5	0
Hydraulic brakes	0
Air brakes	0
Reversible drawbar	●
PTO (rpm)	540
Recommended power requirements (kW/hp)	65/85
● Standard 0 Optional - Not available	

Information provided in this brochure is made for general information purposes only and for worldwide circulation. Inaccuracies, errors or omissions may occur and the information may thus not constitute basis for any legal claim against Kverneland Group. Availability of models, specifications and optional equipment may differ from country to country. Please consult your local dealer. Kverneland Group reserves the right at any time to make changes to the design or specifications shown or described, to add or remove features, without any notice or obligations. Safety devices may have been removed from the machines for illustration purposes only, in order to better present functions of the machines. To avoid risk of injury, safety devices must never be removed. If removal of safety devices is necessary, e.g. for maintenance purposes, please contact proper assistance or supervision of a technical assistant.

Proud History of Ground Breaking Innovations



My way of Farming!