



INNOVATION AND TRADITION FOR LIFE.

---

# LIGHTWEIGHT DESIGN

## VERSATILE AND UNIVERSAL USE

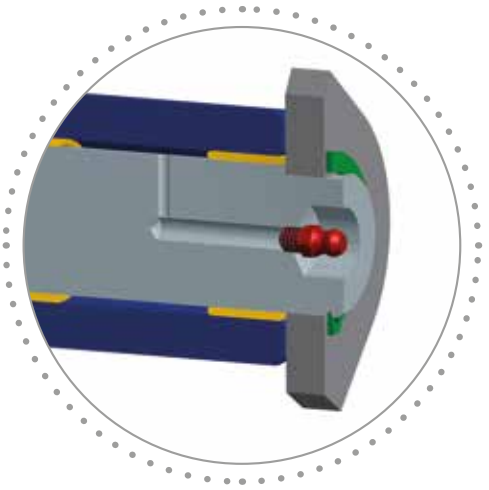


- Modular valve chest for easy retrofitting of additional functions
- Selectable quick-control valve for two tipping rates



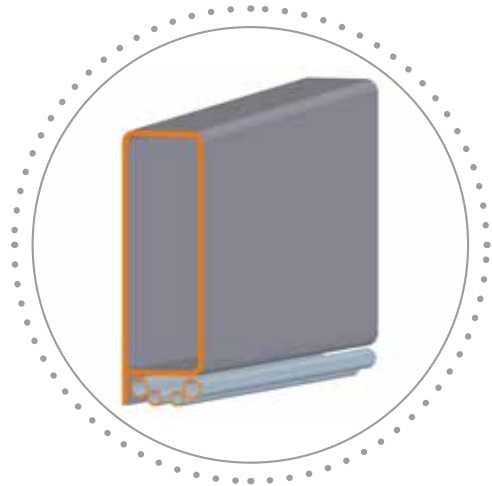
- Automatic and mechanical attachment locking





- Massive, greaseable bearings

- Large fold-up pins



- Robust booms made from fine-grained steel for high stability
- Oil lines are routed under the booms for good protection

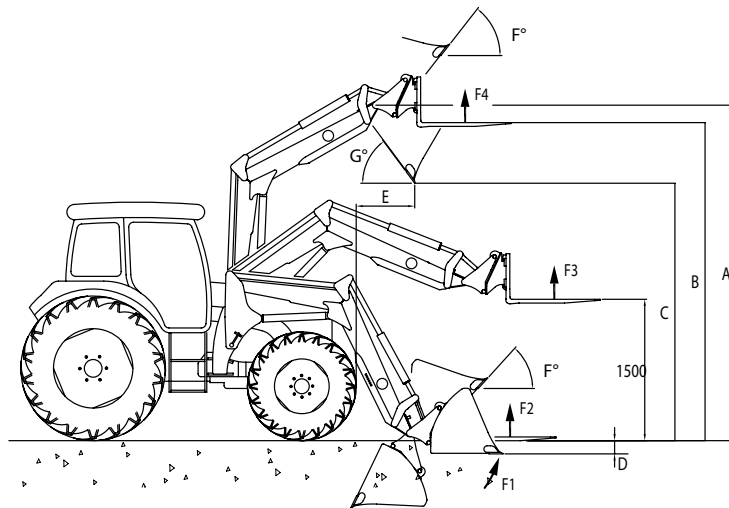


- Replaceable bushings for great longevity

# LIGHTWEIGHT JACK-OF-ALL-TRADES

## COMPREHENSIVE STANDARD SPECIFICATION

- Hydraulic POM-R front-end loader featuring mechanical parallel control, front guard, oil lines to the OEM spool (custom solution on request), oil hoses and standard couplers
- Quick-change carriage, either the original SWE-B HAUER or SWE-EURO
- Boom made from fine-grained steel
- Modular POM-R valve chest
- Double-acting cylinders
- Differential tipping rams are protected by tandem safety valve
- Replaceable bushings in all bearings
- Tap in lift line
- Oil lines routed under the booms for effective protection
- Adjustable level indicator
- Selectable quick-control valve for two tipping rates
- Eccentric pins for locking boom to brackets



POM-R front loader		40	50	70	90	95
OR weight kg	kg	440	460	467	500	507
TBS weight kg	kg	411	423	430	463	470
Recommended tractor power	Hp	up to 55	up to 65	up to 80	75-110	75-110
	kW	up to 40	up to 48	up to 59	55-81	55-81
Max. lift height at pivot pin [mm]	A	3110	3390	3560	3770	3985
Max. lift height with pallet fork [mm]	B	2925	3205	3375	3585	3800
Drop-off height [mm]	C	2183	2463	2633	2843	3058
Digging depth [mm]	D	145	145	145	145	145
Dump reach at max. lift [mm]	E	650-750	750-850	800-950	900-1050	900-1050
Soil bucket break-out force [daN]	F1	1710	1710	1710	2200	2200
Lift force at ground level with pallet fork [daN]	F2	1230	1600	1900	1850	1960
Lift force up to 1,500 mm with pallet fork [daN]	F3	1150	1290	1470	1580	1780
Lift force at max. height with pallet fork [daN]	F4	1000	1010	1300	1340	1490
Crowd angle	F°	45	46	48	48	49
Dump angle	G°	56	54	52	52	51

Illustrations, photos and figures are approximate and not binding. They may vary slightly depending on the loader's mounting height and tractor tyres. Measured at 185bar.

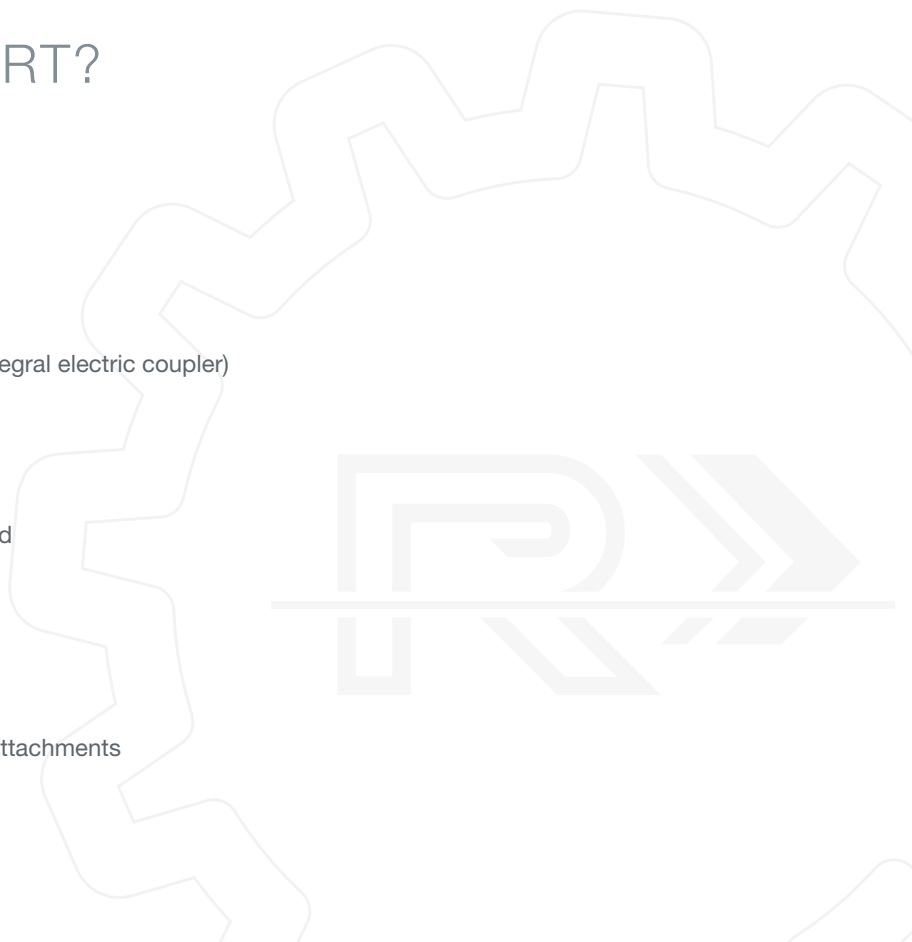




## WANT MORE COMFORT? HERE YOU ARE!

### Options:

- Synchro-Lock multicoupler (also available with integral electric coupler)
- Up to two extra hydraulic functions
- SMS mechanical shock absorber
- Joystick cable control
- ELC ergo – elektro-proportional étgrebsstyreenhed
- ELC ergo armrest
- Hook incl. mounting
- Safety package for work cage
- Hydraulic attachment locking
- Tractor livery paint finish for boom, carriage and attachments
- 450 - 2,500kg ballast weights
- V mirrors for Switzerland





**Franz Hauer GmbH & CoKG**

A-3125 Statzendorf, Werksstraße 6

Tel.: +43 / (0)2786 / 7104-0, Fax: +43 / (0)2786 / 7104-15

info@hfl.co.at | www.hfl.co.at